

VOTING BY MAIL IN ILLINOIS

2024 GENERAL PRIMARY




1

Fill out your application online, in person, or via mail, making sure to choose which party ballot you want to receive.


2

Election officials will verify that your information matches what is in their voter registration system.



4

To return your ballot, you may use a drop box, return it to your election authorities office, or mail it. Ballots must be postmarked by election day. Ballots cannot be returned to a polling place.



3

Your ballot will be mailed to you. Once you cast your vote, you will place your voted ballot into the provided envelope and seal it. Make sure to sign the certification on the envelope or your ballot will not be counted.

5

Once election officials receive your ballot, they will mark you in their pollbooks as having voted.

Two judges, one from each political party, will verify that the ballot envelope is sealed and that the signature on the envelope matches the signature in the records.




6

Once the ballot has been verified, it will be removed from the envelope and added to a pile of other verified vote-by-mail ballots. These ballots will then be run through a tabulator.

8

After tabulation, your ballot will be placed in a safe, secured location in case it is needed in the future.



7

The tabulator will not be closed out and the vote totals/results will not be calculated until after polls close on election day.



[ELECTIONS.IL.GOV](https://elections.il.gov)

